

Learning Project - Summer Term (13.7.20): The Rainforest

The project this week aims to provide opportunities for your child to learn more about **The Rainforest**.

Press and hold 'Control' and then right click on the links in blue to take you to the linked websites. Additional resources will be available on a linked Tapestry post (posted Friday 10th July).



The activities for this project are designed for the whole family. We **do not** expect you to complete all of the activities. Please choose the activities that interest your family and complete these throughout the week. If you would like to share this learning with your teacher, you can upload it onto Tapestry, Purple Mash or email it to school. You can also continue to contact your teacher through Purple Mash, Tapestry and e-mail.



This symbol shows that the activity has been set and can be handed in on Purple Mash (although you can use paper/card instead if you prefer).

Please look at Tapestry, Purple Mash and the school website for English and Maths activities.

Activities:

Read some stories with a rainforest theme / setting or listen to one online, e.g. [We're Roaming Through the Rainforest](#) or [If I ran the Rainforest](#). Or watch [this video clip](#) and explore the rainforest. Here is a link to an additional video from BBC Teach: [Rainforests](#).



Watch and listen to 'A Trip to the Rainforest' by Jenny Dooley (Express Publishing)
Where does Maria live? Can you find it on a world map? What animals do Maria and her friends see when they visit the rainforest?



What is a rainforest habitat?

Rainforests are full of amazing plants and animals. Follow this link <https://www.bbc.co.uk/bitesize/topics/zx882hv/articles/zxdsvcw> to the BBC Bitesize website to watch a video to learn all about rainforest habitats and then access an activity and quiz to see what you have learned.



Layers of the rainforest



Use books or the internet to research the layers of the rainforest. A linked PowerPoint is available to access on the 'Family Home Learning Project – The Rainforest' Tapestry post. Can you create your own rainforest picture and label the different layers?

You could access the 'Layers of the Rainforest' game on Purple Mash to see if you can name the layers of the rainforest before the timer runs out!















(Set as a 2Do for Year 1 and Year 2)



Animal Alphabet:

Use books or the internet to research all the different animals you would find in the rainforest. Can you think of an animal for each letter of the alphabet?



	<p><u>Postcard from the rainforest:</u></p> <p>You have discovered a rainforest. Write a postcard to your friends at school to tell them about your discovery. Use your senses to describe your findings. What did you see? What sounds could you hear?</p> <p>(Set as a 2Do)</p>		
	<p><u>Simple City – Endangered animals</u></p> <p>Can you create a fact file about an endangered animal from the rainforest? You can choose one of the animals suggested on Purple Mash (and use the provided templates) or choose your own. If using Purple Mash, search for 'rainforest' and then select 'Endangered Animals Factfiles'.</p> <p>(<u>Not</u> specifically set as a 2Do to allow the children to choose which animal they research).</p>		
	<p><u>What Am I?:</u></p> <p>Look at 'Family Home Learning Project – The Rainforest' Tapestry post to access a PowerPoint called 'What Am I?. Can you identify the animals from the clues given when you click on the leaves?</p>		
	<p><u>Rainforest Song:</u></p> <p>Use this link to access a Rainforest Song with animation.</p>		
	<p><u>Research where chocolate comes from and how it is made:</u></p> <p>You could do your own research, or use these links to support you:</p> <p>Where does chocolate come from and how is it made?</p> <p>The Story of our Chocolate Journey</p> <p>Or, access the Twinkl PowerPoint 'Where Does Chocolate Come From?' on the 'Family Home Learning Project – The Rainforest' Tapestry post.</p>		
	<p><u>Charlie and the Chocolate Factory task:</u></p> <p>The makers at Willy Wonka's Chocolate Factory need your help! Can you design a brand new chocolate product for the factory? What ingredients will you use? What shape will your chocolate be? What name will you give it?</p>		
	<p><u>Chocolate themed food ideas:</u></p> <p>Can you make some cakes or biscuits, with a chocolate theme? You could try chocolate rice crispy cakes or find a biscuit recipe.</p>		
	<p>For a relaxing end to the week (or whenever needed!) Click here for some rainforest themed colouring (there are lots of other free ones you can print off the internet) or ask the children to draw and colour their own pictures.</p>		